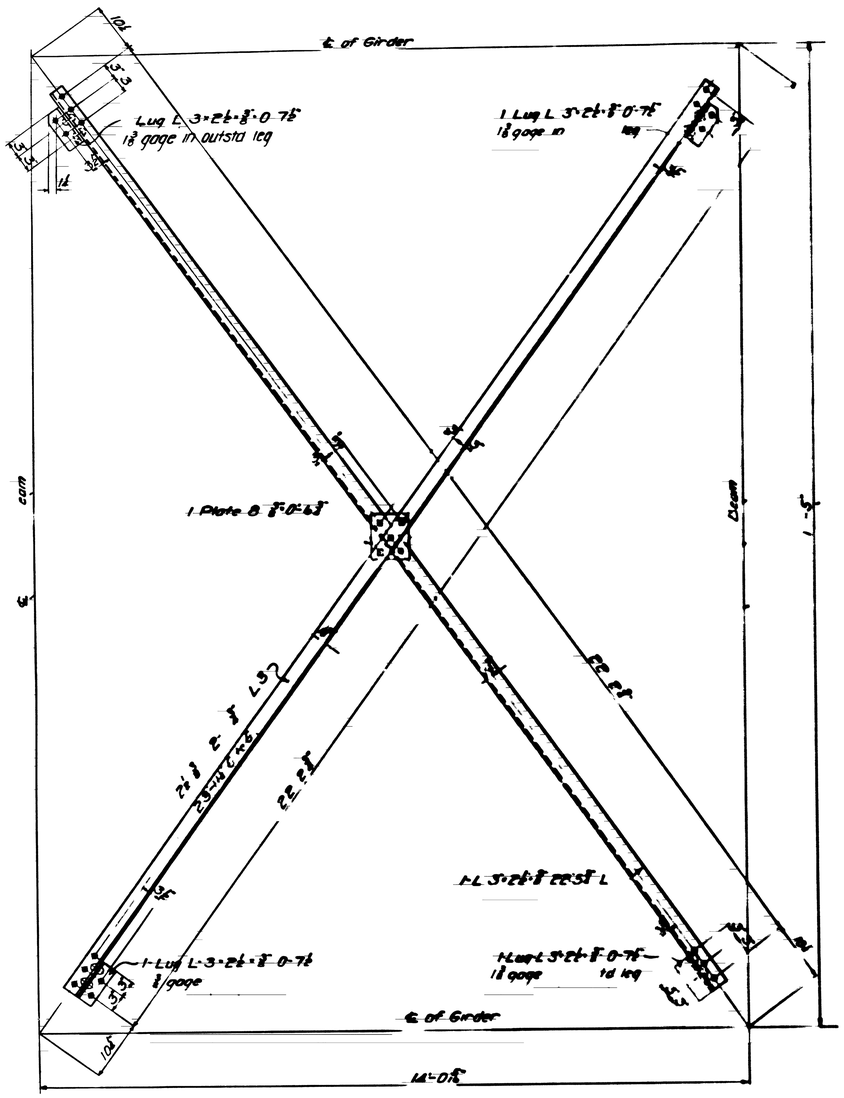

6 Laterals L3
4

Rivets ⅞" Diameter
⅞" Diameter
General Steel Nat.

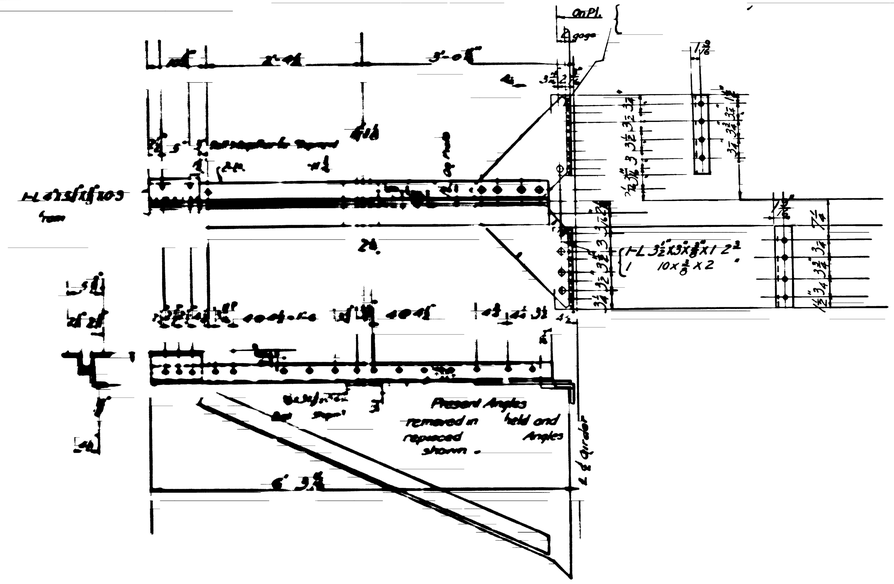

Detail showing material required and changes to be made in the field on Sidewalk Brackets
Change 2 malt brackets as shown
Make 2 top flanges complete Lugs and connections to Mark 32

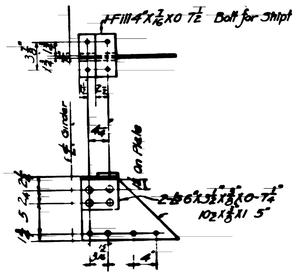

Make 5 Knee Brackets

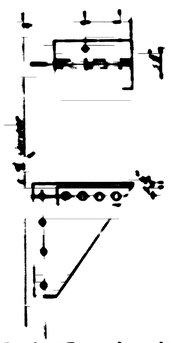

4 Railing Brackets R2 as shown holes removed from Girders and placed on Girders in field

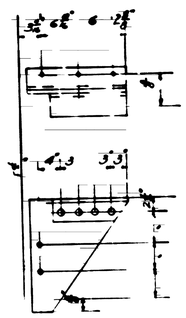

2 Railing Brackets R1R as shown and 4 Railing Brackets R1L opposite hand removed old and placed Girders field

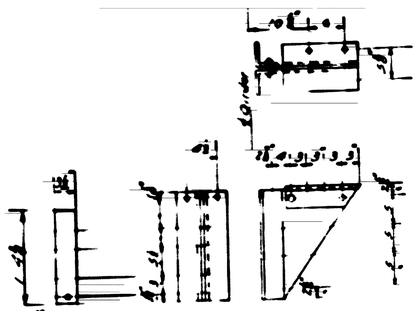

Make 1 Fill 3½" x ⅜" from old for old R4 front 3

3 Railing Brackets R4 as shown to be removed from old Girders and placed Girders field

rial List					
No Pieces	Description			Length	
	Ls	L3	3 x2½"x⅜"	"	
	Ls	L4	3 x2 x⅜	22 "	
24	Ls lugs		3 x2 "x	7½"	
	Plates		8 x	"	
	KNEE BRACKETS B1				
5			10½"x ⅜"	1 5	
			6"x "x "	7'-"	
5	Fills		4 x "	7½	
	SIDEWALK BRACKETS S				
4	Ls		3x3½"x⅜	5' 11½"	
	Ls		4 x2½"x⅜"	0'	Cut from 4"x6' Ls
4	Ls		3½"x3 x⅜"	6½"	
4			3½ x3 x⅜"	1 2½"	
4	Plates		x "	2'	

N 1

FOR RECONSTRUCTING A PORTION
M VERNON VENUE HIGHWAY BRIDGE
Tracks Streets,

CITY OF N BERNARDINO IFORNIA.

Details of Laterals Sidewalk Brackets-Knee Brackets and Railing Brackets.

Johnson.
Engineer.

December- 1924

41

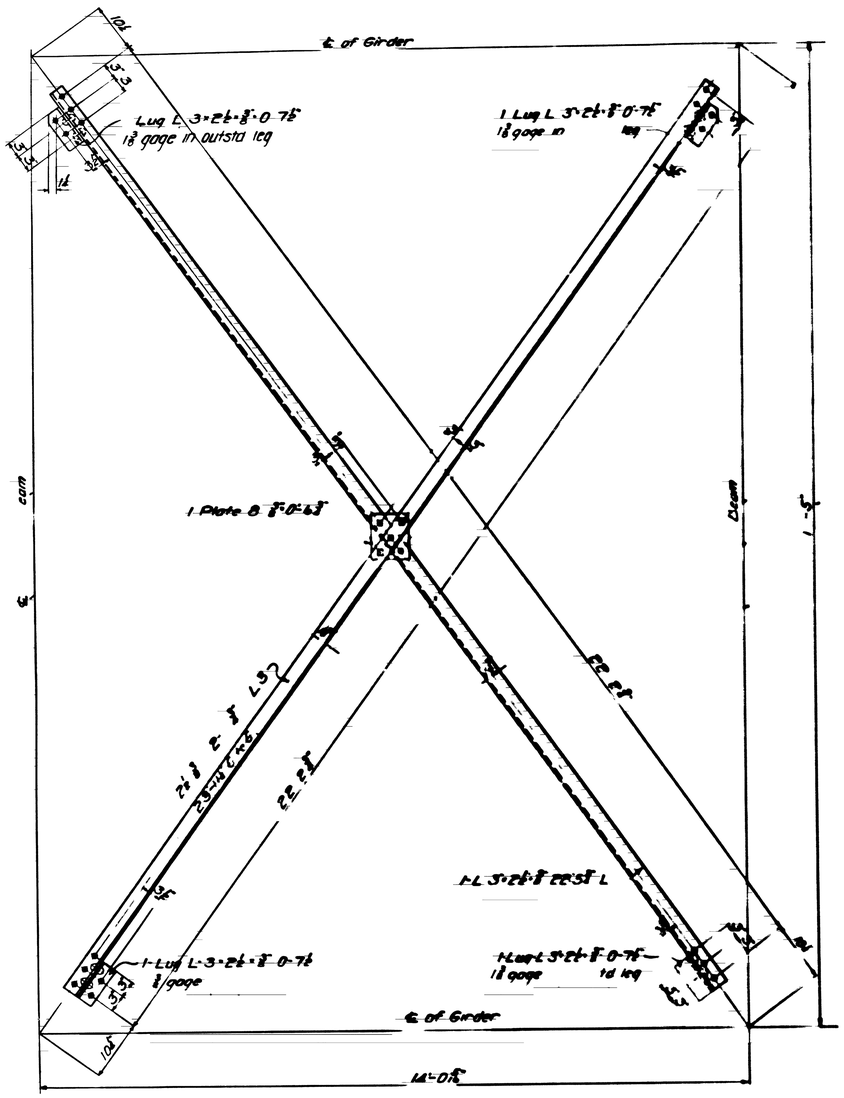

6 Laterals L3
4

Rivets ⅞" Diameter
⅞" Diameter
General Steel Nat.

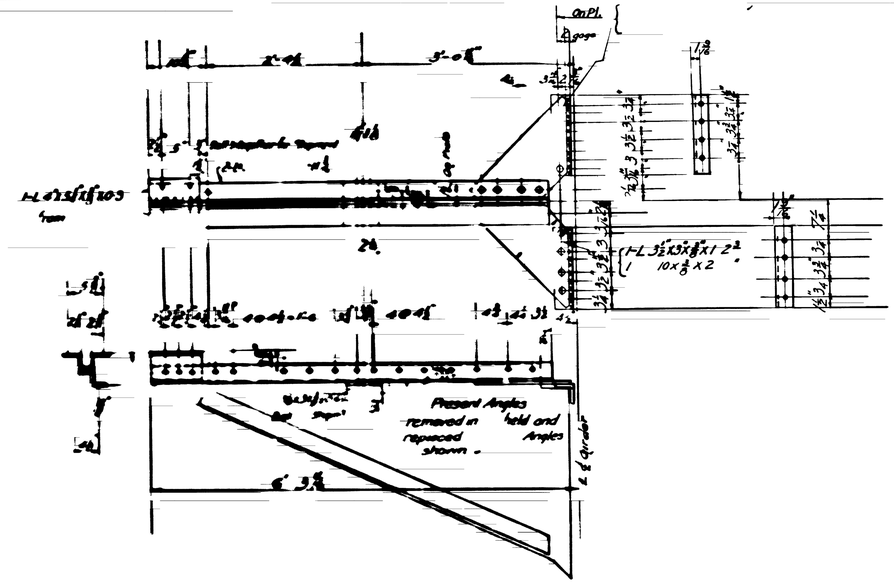

Detail showing material required and changes to be made in the field on Sidewalk Brackets
Change 2 malt brackets as shown
Make 2 top flanges complete Lugs and connections to Mark 32

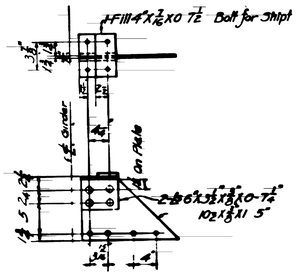

Make 5 Knee Brackets

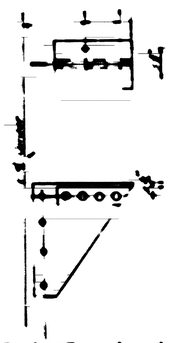

4 Railing Brackets R2 as shown holes removed from Girders and placed on Girders in field

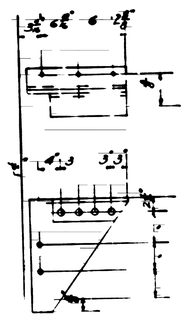

2 Railing Brackets R1R as shown and 4 Railing Brackets R1L opposite hand removed old and placed Girders field

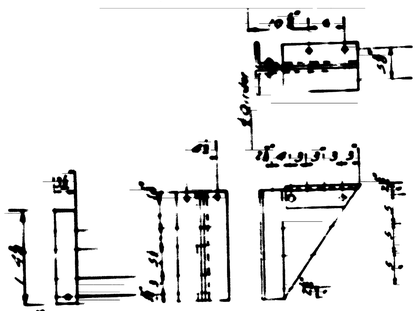

Make 1 Fill 3½" x ⅜" from old for old R4 front 3

3 Railing Brackets R4 as shown to be removed from old Girders and placed Girders field

rial List					
No Pieces	Description			Length	
	Ls	L3	3 x2½"x⅜"	"	
	Ls	L4	3 x2 x⅜	22 "	
24	Ls lugs		3 x2 "x	7½"	
	Plates		8 x	"	
	KNEE BRACKETS B1				
5			10½"x ⅜"	1 5	
			6"x "x "	7'-"	
5	Fills		4 x "	7½	
	SIDEWALK BRACKETS S				
4	Ls		3x3½"x⅜	5' 11½"	
	Ls		4 x2½"x⅜"	0'	Cut from 4"x6' Ls
4	Ls		3½"x3 x⅜"	6½"	
4			3½ x3 x⅜"	1 2½"	
4	Plates		x "	2'	

N 1

FOR RECONSTRUCTING A PORTION
M VERNON VENUE HIGHWAY BRIDGE
Tracks Streets,

CITY OF N BERNARDINO IFORNIA.

Details of Laterals Sidewalk Brackets-Knee Brackets and Railing Brackets.

Johnson.
Engineer.

December- 1924

41